



ABEUNT STUDIA IN MORES

Wanstead High School

Preparing for Year 7



Name: _____

Form Class: _____

Head of Year: _____

Pastoral Support Manager: _____

Year 7

2025 - 2026



Contents

Stepping into Secondary School	4
After Induction Day: Key People	5
What our current Year 7 pupils say...	6 - 7
Getting Ready for Secondary	
Induction Day: Reflection	8
Your Lunchtime	9
Reading a Timetable	10 - 11
Getting to Know Your New Classmates	12 - 13
Planning Your Journey to School	14 - 15
Uniform	16 - 18
Behaviour	19
Mobile Phones	20
What can you do at lunchtime and after school?	21
Year 7 School Day	22
Term Dates 2025 - 2026	23
Projects for Summer	25
Introduction	26
Art	27
Computing	28
Dance	29
Drama	29
Food Technology	30
English	31 - 32
Geography	33
Graphics	34
History	35
Maths	35
Modern Foreign Languages	36
Music	36
Personal Development	37
Physical Education (PE)	38
Religion and Philosophy (RP)	38
Resistant Materials	39
Science	40
Textiles	41
Diary and Diary Dates	43 - 53
School Map	54
First day checklist	55

Stepping into Secondary School

A massive well done for completing the transition day with us. We hope you are as excited about starting at Wanstead High School as we are to have you here for your secondary school education! Please read through this booklet and complete as much as possible so that you are ready for Year 7. At Wanstead High School pupils can be awarded achievement points for many positive behaviour and for act of kindness. There will also be achievement points and prizes for pupils that try their very best with completing all of the tasks.

Wanstead High School is a thriving and happy school What Is Our Vision?

A school that creates...

- A love and passion for creative and collaborative learning - inside and outside of the classroom - which is encouraged to drive progress and ambition within our school: staff, Governors and pupils alike.
- A curriculum on offer that is engaging, relevant, broad and balanced and is implemented equally for every pupil in every classroom.
- The development of character is fostered in all areas of school life and pupils develop to be kind and respectful of others' views and opinions and nobody tolerates bullying or discriminatory behaviour.
- All pupils are challenged consistently to excel in everything they do, from academic study, sport, artistic skill, through to their personal and group behaviour and attendance.
- Pupil, parent and staff voice and strong relationships help to shape our values and development.

Please familiarise yourself with our school website:

<https://www.wansteadhigh.co.uk>



After Induction Day: Key People

There are many teachers in a secondary school, not all of them will teach you, but may be important to you in a different way. As well as being a teacher they may have another job in school. The different names for these jobs are helpful to learn.

Below are some of the jobs that adults in your secondary school may have.

The name of your Form Tutor _____

What do they do? _____

When may you see them? _____

The name of the Head of Year 7 _____

What do they do? _____

When may you see them? _____

The name of the Pastoral Support Manager for Year 7 _____

What do they do? _____

When may you see them? _____

Is there anyone else who might help you?

What is their name? _____

What do they do? _____

When may you see them? _____





What our current Year 7 pupils say...



I love Wanstead High School because...

I love Wanstead High School because...



“The sport and the food is the best. I am really glad I have started at Wanstead!” Autumn - Year 7

I love Wanstead High School because...



“I love the different variety of sports and activities on offer. I can't wait to represent Wanstead High!” Amara - Year 7

I love Wanstead High School because...



“All of my teachers are great and everyone is kind. The food is fantastic too!” Krishan - Year 7

I love Wanstead High School because...



“Before I came, I was scared. Everyone made me feel safe and were really helpful. I love my school now.” Grace - Year 7

I love Wanstead High School because...



“There are so many amazing subjects and things to do - the teachers are nice.” Nala - Year 7

I love Wanstead High School because...



“I love Wanstead High School as there have been so many opportunities to support my learning, especially trips!” Simran - Year 7



I love Wanstead High School because...

“Everyone at Wanstead is so friendly. You’ll have an amazing time. The teachers and staff are so kind and helpful.” *Aiza - Year 7*



I love Wanstead High School because...

“I have learned so much at Wanstead already. I made new friends on my first day.” *Abrar - Year 7*



I love Wanstead High School because...

“I love the performing arts lessons. It is great to be able to move and express myself.” *Tavion - Year 7*



I love Wanstead High School because...

“Wanstead High School brought us all together, I have made so many new friends.” *Rubin - Year 7*



I love Wanstead High School because...

“I love Wanstead High School. The teachers are great and I think it is a very good school.” *Henry - Year 7*



I love Wanstead High School because...

“It’s a kind place, they welcome you with open arms and at first I was nervous, but I got used to Wanstead really quickly. Everyone was nice and I really like it now.” *Eesa - Year 7*



I love Wanstead High School because...

“Wanstead is a great school; I feel like I have settled in really well and made some new friends!” *Frances - Year 7*



I love Wanstead High School because...

“It is a very welcoming school and I love the wide range of curriculum.” *Lucas - Year 7*

Getting Ready for Secondary School

Induction Day: Reflection



Describe what you did and saw? _____



What did you like at the school? _____



What were you unsure about? _____

How was it different from your Primary School? _____



Is there anything else you want to find out? _____



Who could you ask? _____

Getting Ready for Secondary School

Your Lunchtime

In a busy school day learning new subjects and routines, it's important that you have a break, eat and relax so you are feeling recharged and ready for the afternoon. Lunchtime can seem like a long time but you can end up wasting precious relaxation time if you don't plan your lunchtime properly.

Spending Your Lunchtime Budget

All families have to manage their food expenses effectively, which means it is essential to plan your lunchtime budget wisely. Ensure that you have sufficient funds available to cover the cost of your meals.

1. Will you have a school lunch, bring a packed lunch or a mixture of the two throughout the week?
2. How much are you allowed to spend on your lunch each day?
3. Will you bring a break time snack or try breakfast in school?

Normally for the first two weeks, to allow you to get used to the cafeteria system, Year 7 have an early lunch and are allowed to leave lessons a little bit earlier. As you become more familiar with the routines in school, we follow a lunchtime rota and have different lunch breaks depending on your year group.

Think About

1. What time do you normally have your lunch?
2. Will you need to eat a big snack at breaktime to keep you going until lunch?
3. Will you have a school lunch each day or have brunch at break?

Choosing What to Eat


Can you use the school website to find the break and lunchtime menus?

We have three menus which are rotated. They are changed each term. You can see that in addition to the three meal choices, you can buy hot snacks, sandwiches, baguettes, fruit or salad pots. There's lots of choice!

1. Looking at a lunchtime menu, what would be your favourite meal choice?
2. How much would your meal and breaktime snack cost?
3. Are you going to refill your water bottle in the dining hall or buy a drink? How much would your drink choice cost?

Packed Lunches

You can bring a packed lunch if you don't want to queue.



TOP TIP Remember if your parent/carer has set you a daily budget on your induction form, that needs to cover the cost of a lunchtime meal and your food for break. If you are eligible for free school meals, the daily budget is £2.70 (main meal and dessert or main meal and a drink). Parents/carers can check the food choices you make via ParentPay.

Getting Ready for Secondary School

Reading a Timetable

Have a look at the example of a Year 7 timetable below.

With this task we are going to see how we use timetables to help prepare and structure our school day.

Week 1	AM	1	2	3	4	5	PM		
1 Mon	Tutor Time 11 Ms E EVERHART 8G/Rg	Art NB9 Mrs E URREHMAN 8G/Ar	Break	Spanish MA4 Miss N GOMEZ 8H2/Sn	Maths 12 Mrs K J N KIOI 8M/Ma	Lunch	Computing IR4 Mr Z ALI 8G/Co	History NB7 Ms K B ALI 8G/Hi	Tutor Time 11 Ms E EVERHART 8G/Rg
1 Tue	Tutor Time 11 Ms E EVERHART 8G/Rg	Phys Ed PE7 Miss M TRANENT 8H4/Pe		English 06 Miss N YASIN 8H4/En	Drama SDR Mrs J WALI 8G/Dr		Science S7 Mr M HADDEN 8M/Sc	Music 36 Miss L PENNINGTON 8G/Mu	Tutor Time 11 Ms E EVERHART 8G/Rg
1 Wed	Tutor Time 11 Ms E EVERHART 8G/Rg	English 07 Miss S BEGUM 8H4/En		Technology 45 Ms H CRESSALL 8S3/Tc	Spanish MA4 Miss N GOMEZ 8H2/Sn		English 06 Miss N YASIN 8H4/En	Maths 12 Mrs K J N KIOI 8M/Ma	Tutor Time 11 Ms E EVERHART 8G/Rg
1 Thu	Tutor Time 11 Ms E EVERHART 8G/Rg	Religion & MA5 Mr D VARDAVAS 8G/Rp		Science S7 Mr M HADDEN 8M/Sc	Dance SDA Miss E S HARPER 8G/Da		Technology 45 Ms H CRESSALL 8S3/Tc	English 06 Miss N YASIN 8H4/En	Tutor Time 11 Ms E EVERHART 8G/Rg
1 Fri	Tutor Time 11 Ms E EVERHART 8G/Rg	History NB7 Ms K B ALI 8G/Hi		Maths 12 Mrs K J N KIOI 8M/Ma	Geography NB2 Mr M HAMZA 8G/Ge		Science S7 Miss S YOUNAS 8M/Sc	Phys Ed 08 Miss M TRANENT 8H4/Pe	Tutor Time 11 Ms E EVERHART 8G/Rg

Week 2	AM	1	2	3	4	5	PM		
2 Mon	Tutor Time 11 Ms E EVERHART 8G/Rg	Science S10 Miss S YOUNAS 8M/Sc	Break	Spanish MA4 Miss N GOMEZ 8H2/Sn	Maths 12 Mrs K J N KIOI 8M/Ma	Lunch	Computing IR4 Mr Z ALI 8G/Co	Art NB9 Mrs E URREHMAN 8G/Ar	Tutor Time 11 Ms E EVERHART 8G/Rg
2 Tue	Tutor Time 11 Ms E EVERHART 8G/Rg	Phys Ed PE7 Miss M TRANENT 8H4/Pe		English 06 Miss N YASIN 8H4/En	Drama SDR Mrs J WALI 8G/Dr		Science S7 Mr M HADDEN 8M/Sc	Music 36 Miss L PENNINGTON 8G/Mu	Tutor Time 11 Ms E EVERHART 8G/Rg
2 Wed	Tutor Time 11 Ms E EVERHART 8G/Rg	English 07 Miss S BEGUM 8H4/En		Technology 45 Ms H CRESSALL 8S3/Tc	Geography NB2 Mr M HAMZA 8G/Ge		English 06 Miss N YASIN 8H4/En	Maths 12 Mrs K J N KIOI 8M/Ma	Tutor Time 11 Ms E EVERHART 8G/Rg
2 Thu	Tutor Time 11 Ms E EVERHART 8G/Rg	PD S11 Mr L J WOOD 8G/Pd		Science S7 Mr M HADDEN 8M/Sc	Dance SDA Miss E S HARPER 8G/Da		Maths 12 Mrs K J N KIOI 8M/Ma	English 06 Miss N YASIN 8H4/En	Tutor Time 11 Ms E EVERHART 8G/Rg
2 Fri	Tutor Time 11 Ms E EVERHART 8G/Rg	History NB7 Ms K B ALI 8G/Hi		Maths 12 Mrs K J N KIOI 8M/Ma	Geography NB2 Mr M HAMZA 8G/Ge		Science S7 Miss S YOUNAS 8M/Sc	Phys Ed PE7 Miss M TRANENT 8H4/Pe	Tutor Time 11 Ms E EVERHART 8G/Rg

Getting Ready for Secondary School

Reading a Timetable

What you need to know

The first thing you will need to know about your timetable is that it is actually two timetables in one! This is called a two week timetable. This simply means that we have two timetables so we can fit more subjects in! First we follow a week 1 timetable then a week 2 timetable, then we go back to week 1 and start again.

The first column of the timetable tells you what week and day you need to follow. The column headings tell us which lesson the subject falls in our school day. There are two thick lines on our timetable to remind us when our breaks are in our school day. Break is between 1st and 2nd lesson and lunch is between lessons 4 and 5.

Each box in the timetable tells us more information too, for example:

Week 1	1	2	3
1 Mon	Maths MA3 Mr Sum 7W1/Ma	Science Ms Bea 7.1/Sc	
1 Tue	Computing IR2 Mr Modem 7.1/Co	Maths MA3 Mr Sum 7W1/Ma	
1 Wed	Phys Education (PE) Mr Net 7W1/Pe	Textiles	

You start and end the day in your tutor rooms with your classmates and tutor. You'll find out more about tutor time later!


Now let's see how well you can read a timetable, on what days would this pupil...

- Need to pack their PE kit?
- Need to bring in ingredients for their Food Technology lesson?
- Learn new vocab ready for their Spanish or French lesson?
- Choose a new reading book in their Library lesson?
- Bring in a costume or prop for their Drama lesson?

Could you help this pupil...

- Count how many subjects they are taking?
- Find the names of their Maths, RP, PE and History teachers?
- Find on the school map (pages 54 - 55) their classrooms for their Library, Science, French and English lessons?
- Use the school website to find out the time each lesson starts, when break and lunch time are, when tutor time begins and when school ends?

Well done, you can now read a timetable!



TOP TIP You will receive one laminated copy of your timetable and an additional copy of your actual timetable when you begin in September. Pupils are encouraged to keep the timetable in their blazer pocket for easy reference. If you need a replacement, it can be obtained from pupil reception.

Getting Ready for Secondary School

Getting to Know Your New Classmates



When you were little you probably didn't think much about how you made new friends, you saw some children playing and just joined in. New friends made, easy-peasy!


Making new friends as we get older is still fun - it just may require some additional effort on your part. But joining in is still a good starting point!

What other things might you try?

Circle the advice you will try to do help you make new friends:

Join a club.	Being a good listener.	Smiling.	Finding things in common, share your interests.
Treat people like you want to be treated.	Avoid gossiping or making jokes at the expense of others.	Being kind.	Try new things.
Inviting new classmates to join you and your friends at break time.	Accept that we are all different and that can make us interesting.	Asking questions.	Asking new classmates if you can join in.

What advice would you give to someone hoping to make new friends?



Think of three questions you could ask a new friend:

1.
2.
3.



Getting Ready for Secondary School

Classmates

Starting Secondary School is a great opportunity to make new friends. It may seem a little strange at first especially when you are used to being in your Primary School class with people you have known for ages! In September, there will be lots of opportunities for you to get to know your new classmates and for them to get to know you too!

About Me

We like to ask questions to find out more about the people we meet. Complete these answer starters below with your own responses. You might be asked some of these questions yourself in Tutor Time in September.

My primary school is called:	
My favourite subject is:	
My least favourite subject is:	
My best memory of Primary School is:	
What I'll miss from Primary School is :	
What I'm looking forward to most at secondary school is:	
I am extremely good at:	
My worst habit is:	
What surprises people most about me is:	
My friends would describe me as:	
When I grow up I would like to:	

Getting Ready for Secondary School

Planning Your Journey to School

The journey to school will change in September so it is important to spend some time planning your route, thinking about how you will travel safely to school and how long your new journey will take.



In order to plan your journey you will need to know:

Your address and postcode:	The school address and postcode:
Where can you find this information?	

	Check list ✓
Using the Internet to Plan Your Journey	
Can you find the school's website?	
Can you find the school using Google Maps?	
Can you see the school using street view icon on Google Maps?	
Using instant street view can you spot where you can safely cross the road to get to school?	

	Check list ✓
Using TfL to Plan Your Route	
Log on to their website at tfl.gov.uk to help you calculate:	
How long would it take to cycle to school?	
How long would it take you to use public transport to school?	
How long would it take you to drive to school?	
Chat with your parents and circle decision is.....	

	Check list ✓
Travelling Safely to school	
Consider your answers to the following questions:	
Have you practiced your journey to school?	
What time would you need to leave home to arrive in school by 8.35am?	
What time are you expected to arrive home by?	
Are there any social distancing rules do you need to be aware of on your journey?	
Who are you travelling to school with?	



Getting Ready for Secondary School

Planning Your Journey to School

For a lot of secondary school children travelling to and from school becomes an enjoyable part of their day as they can share their journey and spend time with friends. Both parents/carers and school expect you to enjoy yourself but also trust you to behave responsibly and safely. Are your friends as safety aware as you?

Find out by discussing the following situations, what advice would you give? Do your friends share the same opinion?

What do you advise?

Scenario 1

Walking to the bus stop, your friend realises they have lost their Oyster card and now they are worried they can't catch the bus home.

Scenario 2

Your friends want you to go the high street after school but your parents /carers have told you to go straight home. They tell you to call home and say you have a club after school so you can go with them too.

What do you do?

What should you do?

Scenario 3

It's a warm Autumn day and as you are walking home when you realise that you have left your coat in your tutor room.


Scenario 4

The bus will only allow twenty passengers to travel on it and you have been waiting ages at your stop for a bus that's not already full. You are worried that you might be late for school.

What could you do?

Finishing off

- What are the safety rules you need to consider on your school journey?
- Do you have any questions about your school journey that you need to find the answers to?



TOP TIP Remember it's a good idea if possible, to practice your new school journey in the summer holidays. Don't forget though when you come to school in September you will be travelling in rush hour so you might need to allow more time for your journey.

Getting Ready for Secondary School

Uniform

With this task we are looking at why school uniform is important and the dress code for our school. All items of logoed uniform can be purchased from Carolina School Outfitters <https://carolina-schooloutfitters.co.uk/> Speed Stitch - <https://speedstitch.co.uk/schoolwear/>, Fashion Stop fashionshop@hotmail.com E6 2HT. School Uniform: Pre-Loved Uniform - For uniform items, please visit our pre-loved uniform site: [Pre-loved Uniform](#)



Look at these two sayings

“Never judge a book by its cover.”

“The fans in football are the 12th player on the team.”

Think about what these sayings mean.

How can we apply them to explain why we wear a uniform at WHS?

Can you find our uniform list in your admissions booklet or on our school website?

The tie is an important part of our uniform.

Each year group has their own diagonal coloured stripe below our school logo. Year 7 are the first year group to have the new tie.

Many pupils at our primary feeder schools don't have ties as part of their school uniform. Will this be the first time you have worn a tie to school?

Learning to tie your school tie is a handy skill to learn especially as you need to change in school for lessons like Dance and PE. A video will be sent out showing how to do this.

Newsround have a handy “how to” guide on school ties at <http://www.bbc.co.uk/news-round/37283801?collection=back-to-school>

Ask to borrow a tie and have a go! Don't worry if it takes a while, it seems tricky at first. Can you remember how difficult it was learning to tie your laces? You'll crack this too!

The tie colour for Year 7 is **Yellow**

The Heron should be visible with 5 stripes below the knot.



Getting Ready for Secondary School

School Uniform: Clothing & Appearance

How we present ourselves can be a way of communicating our feelings and values. Being well presented and smart supports self-confidence, identity and pride. High standards of uniform and personal appearance can make a valuable contribution to the self-confidence of individual pupils and the professionalism of the school community as a whole.

A shared uniform supports the principles of equality and unity, it encourages a sense of belonging and identity as a pupil of Wanstead High School. It also prepares pupils for working life, many careers require uniforms or clear professional dress codes.

All uniform is gender neutral.

Required Items Year 7 - 11	Description
Burgundy school blazer with school badge	- Blazers must be worn to and from school. They must be worn at all times around the school site and in lessons unless given permission by their class teacher in class or by a whole school announcement during periods of extremely hot weather, when they may be carried or left at home in exceptional circumstances.
School tie	- All pupils must wear a school tie. Ties can be purchased from school via Parent-Pay or from our uniform retailer. A pupil's year group is identifiable by the colour of the stripe on their tie. The stripe must be visible at all times.
White plain school shirt	- Top button must be done up. Shirts can be long or short-sleeved.
Black tailored school trousers or black tailored school shorts	- Trousers and shorts must be tailored school-style and not be skinny or tight-fitting or baggy canvas skate style trousers. No leggings, jeans or denim.
Black knee-length school skirt	- Skirts must be school-style and not be skinny or tight-fitting. Skirts must not be rolled up and must be to the knee. Pupils should wear black tights with skirts if they do not reach the knee - to be reviewed shortly.
Black V-neck long-sleeved plain pullover (optional)	- No sweatshirts, no cardigans and no logos apart from school badge. Pullovers do not have to have the school badge if worn.
Black leather shoes with black soles and black laces	- Smart, flat boots to the ankle may be worn. No Dr Martens boots, no trainers, no high heels, no canvas shoes, no coloured laces (except when sold in school for LGBTQ+ awareness). Nike Air Force or similar are not a suitable school shoe.
White or black socks	- Must be worn up to or below the knee and no patterns.
Flesh tone or plain black tights (optional)	- No patterns and tights must not be torn or ripped.
Outdoor coat (optional)	- Appropriate coat suitable for school. Unzipped whilst in the school building. Hoodies or tracksuit tops may not be worn instead of a coat.

Getting Ready for Secondary School

Children coming to school in unacceptable uniform will be supplied with the correct uniform from the Reflection Centre. Pupils are asked to leave a deposit (an article of minor value) whilst school property is being borrowed.

In cases of financial need, parents can apply to the school for assistance towards the cost of school clothing.

School PE Kit

Required Items Year 7 - 11

- Wanstead High School polo shirt with logo
- Black shorts/black tracksuit bottoms/black leggings - all with logo; or
- Plain black shorts/plain black tracksuit bottoms/plain black leggings (no cycling shorts)
- Plain black Football socks
- Plain white ankle socks

Optional Additional Items:

- A Wanstead High School Quarter Zip Fleece (during periods of cold weather/outdoor lessons)
- Shin Pads for Football are advised

Item	Description
Jewellery	<ul style="list-style-type: none">- Jewellery worn to school should be safe and appropriate. <p>Pupils may wear up to two small stud earrings in each ear and one small nose stud may also be worn. Hoop or drop earrings of any size are not permitted. No other body or facial piercings should be displayed.</p> <ul style="list-style-type: none">- Pupils may wear a watch; smart watches are not permitted in exams or assessments.
Make Up	<ul style="list-style-type: none">- Make-up needs to be subtle and nail varnish can be worn. Heavy make-up, heavy false eyelashes and long acrylic nails are considered inappropriate for school and a distraction from the purpose of school, they are not permitted in Years 7-11.
Hair	<ul style="list-style-type: none">- Pupils must wear their hair in a natural colour, bright unnatural colours are not permitted. Extreme hair styles or those associated with any kind of anti-social activities or groups are not permitted. These change from time to time and the Headteacher reserves the right to specify what these might be at any point. <p>The patterned shaving of hair or eyebrows is forbidden.</p> <ul style="list-style-type: none">- Wanstead High School has adopted the Halo Code. This means our school champions the right of staff and pupils to embrace all Afro-hairstyles. We welcome Afro-textured hair worn in all styles including, but not limited to, afros, locs, twists, braids, cornrows, fades, hair straightened through the application of heat or chemicals, weaves, wigs and headscarves, as long as they are in line with school colours and hair colour guidance. <p>This does not include durags or bonnets which are not appropriate in school.</p>
Hoodies and other non-uniform jumpers or coats	<ul style="list-style-type: none">- Hooded sports tops or 'hoodies' are not permitted and will be confiscated. Only a black V-neck jumper may be worn in school, this does not have to be logoed. Dance or Drama hoodies are only allowed for extra-curricular activities.
Hats, Ski Masks, Balaclavas, Face coverings	<ul style="list-style-type: none">- It is not permitted for any pupil to wear any form of cap or hat in the school building. A woollen hat can be worn to and from school and at break/lunch-times when the weather is cold. Ski masks, balaclavas and face coverings should not be worn, to, from or within school.





All items of logoed uniform can be purchased from Carolina School Outfitters <https://carolinaschooloutfitters.co.uk/> Speed Stitch - <https://speedstitch.co.uk/schoolwear/>, Fashion Stop fashionshop@hotmail.com E6 2HT.
School Uniform: Pre-Loved Uniform - For uniform items, please visit our pre-loved uniform site: [Pre-Loved Uniform](#)

Getting Ready for Secondary School

Behaviour

We are a telling school. Pupils are encouraged to report any negative behaviour, incidents or issues that they or their peers are concerned about. We recognise reporting concerns can be difficult and therefore the school has a range of verbal and non-verbal communications in order to allow our pupils to feel safe when reporting incidents.

Pupils can

-  report concerns to their Form Tutor, Head of Year, Pastoral Support Manager and members of the Safeguarding Team.
-  utilise the school's dedicated email address for reporting concerns talktous@wansteadhigh.co.uk
-  fill in a 'talk to me' request slip via Pupil Reception. A member of the Pastoral Team to check in with them.
-  speak to a parent/carer who may then contact the school.

Ways to report concerns

Speak to your
Form Tutor

Speak to your
Head of Year

Speak to a member
of the Safeguarding
Team

Fill in a 'talk to me'
request slip at Pupil
Reception
(medical area)

Speak to your
Pastoral Support
Manager

Speak to your
parent/carer who can
contact the school

Send and email to talktous@wansteadhigh.co.uk

Be ready · Be responsible · Be respectful

Getting Ready for Secondary School

Mobile Phones

All pupils from Year 7 through to Year 11 are required to hand their phone in at the beginning of each school day.

If pupils are found to have a mobile phone on them during the school day, then the phone is confiscated, parents/carers are notified and a parent/carer must collect it for it to be returned.

How will phones be stored and collected?

- Each pupil will be given a labelled phone pouch which is sealed and will protect phones from scratches or damage.
- Phones will be stored in individual, labelled pupil pouches and lock boxes, which in turn will be kept in a locked office within the Pastoral Support Manager (PSM) office. The Lock boxes have a key code which is known only to relevant staff.
- Each tutor group will have nominated two phone monitor prefects who will collect the tutor group lock box and phone pouches from their Pastoral Support Manager at the beginning of am registration, they will also distribute the pouches, collect them and return the lock boxes to the PSM office.

How are phones redistributed?

- Your phone will be returned to you during afternoon registration or at the end of a centralised detention, if you are issued with one.



Getting Ready for Secondary School

What can you do at lunchtime and after school?

There are lots of ex-curricular clubs at lunchtime and after school.

See below an example of what the school had to offer last year.

Wanstead High School

Summer Term Enrichment - 2025

Clubs are offered on a walk-in basis unless stated otherwise
(KS3 - Years 7, 8 & 9) (KS4 - Years 10 & 11) (KS5 - Years 12 & 13)

MONDAY	TUESDAY	WEDNESDAY	THURSDAY	FRIDAY
Before School - 7:30 - 8:20				
EAL Morning Intervention – Flash Academy	EAL Morning Intervention – Flash Academy	EAL Morning Intervention – Flash Academy	EAL Morning Intervention – Flash Academy	EAL Morning Intervention – Flash Academy
Before School: Breakfast Club & Library every morning - 7.30 - 8.20				
Lunchtime				
Year 7-9 Lunch is 12:20 - 1:05pm		Year 10-13 Lunch is 1:20 - 2:05pm		
Prayer Club (KS4) Room S1 1:20 - 2:05	Prayer Club (KS4) Room S1 1:20 - 2:05	Prayer Club (KS4) Room S1 1:20 - 2:05	Prayer Club (KS4) Room S1 1:20 - 2:05	Prayer Club (KS4) Room S1 1:20 - 2:05
Science Club Year 7 Week 1 & 2 Room S10 12.30-13.00	Year 9 Company Dance Studio KS3	Choir (KS3) Room 36 12:20 - 1:05	Dance Company Year 7 and 8 Dance Studio 12:30 - 1:00	Open Studio (KS3) Dance Studio 12:30 - 1:00
	Spanish Speaking Club Year 11 Week 1 & 2 Room MA4 1:30 - 2:00		Choir (KS4) Room 36 1:20 - 2:05	Friday Prayer Club (KS3) Room AHH 12:20 - 1:05
			English as an Additional Language (EAL) (KS3) Week 1 & 2 Room MA4 12:30 - 1:00	
			Debating Club (KS4 & KS5) Room NB8 1:20 - 2:05	
After School 3:05 - 4:10pm				
Brass Group (KS3, KS4 & KS5) Room 37 3:15 - 3:45	GCSE NEA Recording + Intervention Room 36 3:15 - 4:00	KS4 Basketball club Sportshall 3:15 - 4:15 https://forms.gle/xV2FzrdYGw-biCqB9	Steel Pans (KS3, KS4 & KS5) Room 36 3:15 - 4:00	Jazz Band (KS3, KS4 & KS5) Room 36 3:15 - 4:00
String Group (KS3, KS4 & KS5) Room 36 3:15 - 4:00	Wind Band (KS3, KS4 & KS5) Room 38 3:15 - 4:00	Crochet Club (KS3, KS4 & KS5) Room 1 3:20 - 4:20	Rugby Club (KS3, KS4 & KS5) Eton Manor Coaches 3:15 - 4:15	Revision Day (KS4 & KS5) Dance Studio 3:15 - 4:20
Athletics club Field 3:15pm - 4:15 https://forms.gle/khK1fTLRW6r-TIK7dA	Fashion Illustration (KS3 & KS4) Room NB9 3:15 - 4:00		Wind band Room 38 3:15 - 4:00pm	Team (KS3) Dance Studio 3:15 - 4:20
Basketball Club (KS3) Sportshall 3:15pm - 4:15 https://forms.gle/8rDi-j84CvpVTZEWn7	KS3 Weather Club Room NB1 3:15 - 4:20		Doctor Who Fan Club Room MA2 3:15pm - 4:00pm	GCSE PE Support (KS4) IR4/S13 3:15 - 4:15
Film Club (After Oct Half Term) Year 7/9 Room 24 3:20 - 5:00	Coding Club Year 10 Room IR4 3:20 - 4:00		<p>Dear Parent/Carer, We would like to clarify the system put in place if your child is attending after school enrichment. At the start of all enrichment clubs, registers will be taken so we are clear on who is in the school building. If a pupil does not attend a club that is expected to, the office will be informed and parents will be contacted to inform them that their child did not attend the club. At the end of the enrichment session, all pupils will be escorted to the main reception to be dismissed. If, for an exceptional circumstance, a club is cancelled, parents will be informed via a message. As always, please encourage your child to attend enrichment and make the most of the many opportunities on offer. Mr L. Wood</p>	
Geography Intervention (KS4) Room NB2 (Mr Hamza) 3.15 - 4.15	Crickit club Lower playground 3:15 - 4:15 https://forms.gle/4b-PQqGnmLn2tzPi48			
Geography Intervention (KS4) Room NB3 (Mr Leftwich) 3.15 - 4.15	Badminton Sportshall 3:15 - 4:15 https://forms.gle/EvY8WexBUL-eK4AG38			
Chess Club Room LS1 3:15pm	Team (KS4) Dance Studio 3:15 - 4:20			
	Enrichment: New Views Script Writing (Year 11) Room 3 3:20 - 4:20			

For any queries regarding sports clubs please contact the member of staff responsible, below:
Athletics – e.hayes@wansteadhigh.co.uk Athletics – c.feeneey@wansteadhigh.co.uk Basketball – j.sains@wansteadhigh.co.uk Essex County Coach – k.holdbrook@wansteadhigh.co.uk Badminton – m.tinker@wansteadhigh.co.uk GCSE PE – g.white@wansteadhigh.co.uk

Message from PE

If you have previously signed up, there is no need to sign up again and if you do sign up, you automatically have a place. Remember, PE kit required.



Getting Ready for Secondary School

Year 7 School Day

Time	Activity
8.25 am	Gates open
8.35 am	First warning bell
8.40 am	Morning Tutor Time/Assembly
9.00 am	Period 1
10.00 am	Break for Years 7-9 Period 2 for Years 10-13
10.20 am	Break ends for Years 7-9 Period 2 for Years 7-9
11.00 am	Break for Years 10-13
11.20 am	Break ends for Years 10-13 Period 3 for all
12.20 pm	Lunchtime for Years 7-9 Period 4 for Years 10-13
1.05 pm	Period 4 for Years 7-9
1.20 pm	Lunchtime for Years 10-13
2.05 pm	Period 5 for all
3.05 pm	Tutor Time/Registration
3.15 pm	End of School Day



Getting Ready for Secondary School

Term Dates 2025 - 2026

AUTUMN TERM 2025-26

Monday 1 September 2025 to Friday 19 December 2025*

(All pupils return to school on Tuesday 2 September 2025)

INSET 1 Monday 1 September 2025

Disaggregated INSET DAY 2: Friday 3 October 2025

Half-term break: Monday 27 October 2025 to Friday 31 October 2025

Disaggregated INSET DAY 3: Friday 28 November 2025

Christmas break: Monday 22 December 2025 to Friday 2 January 2026

SPRING 2026

Monday 5 January 2026 to Friday 27 March 2026*

INSET DAY 4: Monday 12 January 2026

Half-term break: Monday 16 February 2026 to Friday 20 February 2026

Easter break: Monday 30 March 2026 to Friday 10 April 2026

SUMMER 2026

Monday 13 April 2026 to Monday 20 July 2026*

Half term break: Monday 25 May 2026 to Friday 29 May 2026

Disaggregated INSET DAY 5: Monday 20 July 2026

BANK HOLIDAYS 2026

Please note the following is a Bank Holiday not included in school holidays above:

Monday 4 May 2026

WHOLE SCHOOL TRAINING DAYS 2025/2026 (SCHOOL CLOSED FOR PUPILS)

INSET DAY 1: Monday 1 September 2025

Disaggregated INSET DAY 2: Friday 3 October 2025

INSET DAY 3: Friday 28 November 2025

INSET DAY 4: Monday 12 January 2026

Disaggregated INSET DAY 5: Monday 20 July 2026

* On the last day of term, pupils will be dismissed at lunchtime


September

2025


SUN	MON	TUE	WED	THU	FRI	SAT
31	1	2	3	4	5	6
7	8	9	10	11	12	13
14	15	16	17	18	19	20
21	22	23	24	25	26	27
28	29	30				



**Year
6/7**



**Projects for
Summer**



Projects for Summer

Introduction


You may think that summer is all about relaxation and taking a break from the hustle and bustle of school. However, engaging in projects during the summer can be incredibly rewarding and beneficial for personal growth and to keep your brain working.

Try your best to complete the tasks, they will help you be ready for September and you will be able to gain achievement points that will be on offer.

Projects for Summer

Art

Your aim is to create a newspaper article for the 'Distorted News' This must be in a newspaper format/layout and on A4 paper.



YOU MUST include:

- A photograph of somewhere in London or Wanstead. This could be a famous building, landmark, or place.
- **USING YOUR ARTISTIC SKILLS – DISTORT** the image; recreate it to how you imagine it to look in the future of 2100.

(Use any material you wish and be as creative as possible. The image should be roughly A4).

Write an article to support the above.



Projects for Summer

Computing

(Get Ready for Year 7 Computing!)

In Year 7, you'll be diving into the exciting world of Computing. Here are some tips and a fun task to get you started.

Tips to Get Ready:

1. **Know Your Keyboard:** Practice typing without looking at the keys. This will help you get faster and more accurate.
2. **Explore Coding:** Try out some basic coding with free online resources like Scratch or Code.org. It's a fun way to learn how to create your own games and animations.
3. **Stay Safe Online:** Remember to keep your personal information private and always think before you click. Stay aware of internet safety rules.
4. **Get Organized:** Create folders on your computer for different subjects to keep your files tidy. This will help you find things quickly when you need them.
5. **Fun Task: Create a Digital Poster**

Create a digital poster about your favourite hobby or interest. Use a program like PowerPoint, Canva, or even Word to design your poster. Include:

A catchy title

- At least one image or graphic
- 3-5 interesting facts
- Fun and bright colours

Save your poster and bring it on the first day of Year 7. We'll display some of the best ones in the Computing classroom!



Projects for Summer

Dance

- Ensure you have your Wanstead High Dance Kit (Wanstead High PE top, shorts, jogging bottoms or plain black leggings)
- Watch as many different dance styles as you can and learn a few key actions from each. We will have a competition when you start at WHS to see who can name the most dance styles.




Drama

- Find a great tongue twister you could share with the rest of your class that would make a great vocal warm up.
- Learn the speech from Shakespeare's Hamlet, Act 3, Scene 2:

Speak the speech,

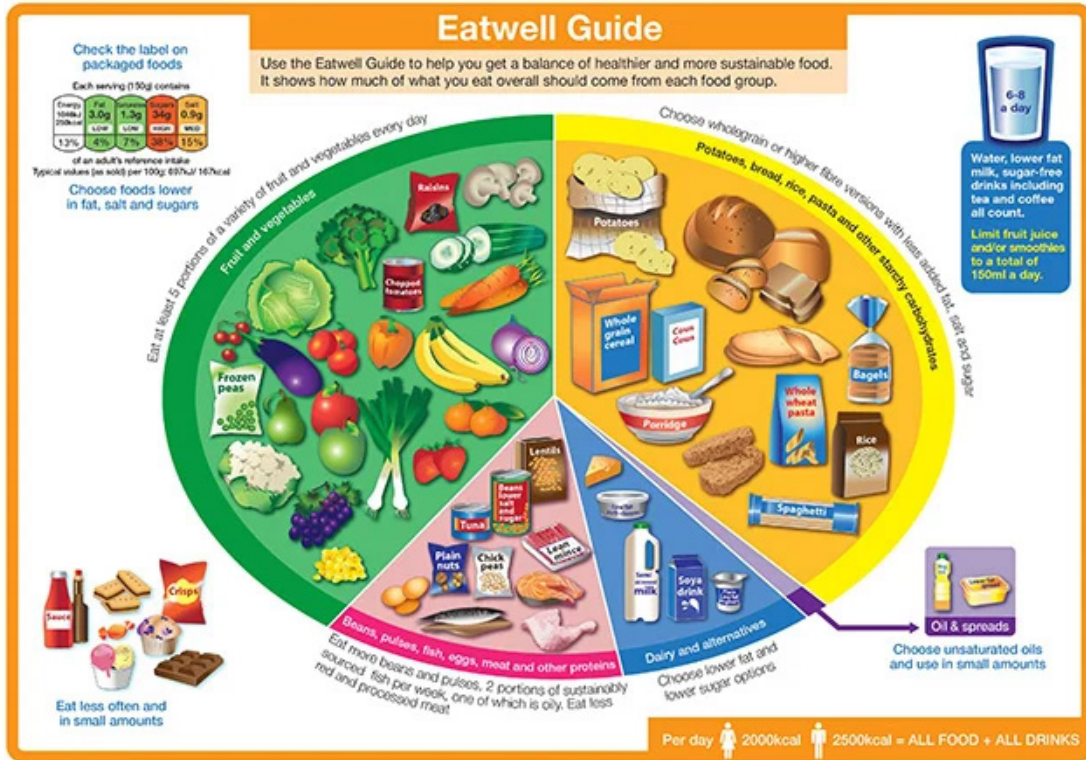
'I pray you, as I pronounced it to you, trippingly on the tongue: But if you mouth it, as many of your players do, I had as lief the town-crier spoke my lines. Nor do not saw the air too much with your hand, thus, but use all gently; for in the very torrent, tempest, and whirlwind of passion, you must acquire a temperance that may give it smoothness.'



Projects for Summer

Food Technology

Practice cooking healthy snacks with your parent/carer over the summer holidays.



HEALTHY FOOD VITAMIN CHART

VITAMIN	DIET SOURCES FOR	FOODS
A	Normal Growth and Development; Normal Night Vision & Healthy Epithelium; Skin Protection DEFICIENCY LEADS TO: Night Blindness, Xerophthalmia, Dry Eye, Dry Skin, Bitot's Spots, Conjunctivitis, Corneal Degeneration	Egg, Butter, Pumpkin, Carrot, Milk, Liver, Cabbage
B1	Growth; Energy Production; Normal Heart and Muscle Function DEFICIENCY LEADS TO: Beriberi (Wet, Dry, Infantile); Loss of Appetite; Irritability; Depression; Constipation	Peas, Meat, Milk, Soya-beans, Potatoes, Wholegrain Cereals
B2	Growth; Healthy Skin, Mouth & Eyes DEFICIENCY LEADS TO: Pellagra; Dermatitis; Glossitis; Stomatitis; Photophobia; Keratitis; Diarrhoea; Tongue Pain; Perniosis (Chilblains)	Green Vegetables, Cheese, Meat, Canned-Apple, Soya-beans, Milk
B	ENERGY FACTOR DIET SOURCES FOR: Proper Carbohydrate Metabolism DEFICIENCY LEADS TO: Pellagra; Dermatitis; Glossitis; Stomatitis; Photophobia; Keratitis; Diarrhoea; Tongue Pain; Perniosis (Chilblains)	Tomato, Potato, Peanut, Banana, Vegetables
B6	Proper Metabolism of Amino Acids; Oxygen Transport; Antibody Formation DEFICIENCY LEADS TO: Anaemia; Irritable; Sore Tongue; Poor Resistance against Disease	Dry Fruits & Nuts, Peas, Pulses, Fish, Meat, Milk
B12	Red Blood Cell Formation; Metabolism; Healthy Nervous System DEFICIENCY LEADS TO: Pernicious Anaemia	Meat, Egg, Milk, Cheese, Liver
C	WATER SOLUBLE FOR: Healthy Growth; Good Sight & Teeth; Good Blood Health; Speeds Up the Reactions against Pests & Cold DEFICIENCY LEADS TO: Scurvy; Swollen Gums; Bleeding Gums; Bad Breath; Poor Wound Healing; Sore Throat; Stiff Joints	Grape, Orange, Lemon, Grapes, Elderberry, Tomato
D	DIET SOURCES FOR: Normal Bone Development; Healthy Immune System DEFICIENCY LEADS TO: Rickets; Poor Growth; Muscle Pain & Swelling; Poor Vision	Cold-Liver Oil, Milk, Egg, Fish, Sunlight
E	DIET SOURCES FOR: Normal Reproduction DEFICIENCY LEADS TO: Sterility; Muscular Paralysis	Egg, Banana, Green Vegetables, Soya-beans, Almond, Wheat Germ Oil
K	DIET SOURCES FOR: Normal Blood Clotting; Liver Function DEFICIENCY LEADS TO: Haemorrhage	Soya-beans, Tomato, Meat, Turnip, Lettuce



Projects for Summer

English Summer Reading and Wanstead Reading Challenge

Over the Summer holiday break, all pupils are required to read widely. There is a reading list attached see next page to support reading choices, however pupils can read their own choice of books too.

There will also be a Wanstead Summer Reading Challenge that all pupils are encouraged to get involved in. Each book completed will earn 3 achievement points and entry into a prize draw. The form below will need to be signed by an adult at home to confirm the reading has taken place and then returned to the school librarian or their English teacher.



Deadline for entry is: Friday 12th September 2025

Full name: _____ Tutor Group: _____

Parent/Carer signature: _____

	Book title	Author
1		
2		
3		
4		
5		
6		
7		
8		
9		
10		
11		

Projects for Summer

Recommended Reads

Action, Adventure, Mystery & Thrillers

Storm Catchers by Tim Bowler
Bodyguard or Gamer (& sequels) by Chris Bradford
Mortal Chaos or Lie, Kill, Walk Away – by M Dickinson
The London Eye Mystery by Siobhan Dowd
The Girl Who Stole An Elephant by Nizrana Farook
The Boy Who Flew by Fleur Hitchcock
High Rise Mystery & Mic Drop by Sharna Jackson

Dystopian & Science Fiction

The Infinite by Patience Agbabi
Ink (& sequels) by Alice Broadway
Where the River Runs Gold by Sita Brahmachari
The Giver and Gathering Blue by Lois Lowry
The Dog Runner by Bren Macdibble
Destination Earth by Ali Sparkes
The 5th Wave (& sequels) by Rick Yancey

Fantasy, Magic Realism, Horror & Ghost

Children of Blood and Bone by Tomi Adeyemi
Asha & The Spirit Bird by Jasbinder Bilan
Mind Writer by Steve Cole
Artemis Fowl (& sequels) by Eoin Colfer
Rumblestar by Abi Elphinstone
Who Let the Gods Out (& sequels) by Maz Evans
Inkheart (& sequels) by Cornelia Funke

Humorous books

Millions, Cosmic or Broccoli Boy by Frank C Boyce
The Last Kids on Earth (& sequels) by Max Brallier
Fenway and Hattie by Victoria Cole
The 13-Storey Treehouse (& series) by A Griffiths
Cookie & the Most Annoying Boy by Konnie Huq
Enginerds (& sequels) by Jarrett Lerner
The World of Norm series by Jonathon Meres

Relationships & Tough Situations

Blubber or anything by Judy Blume
A Pocketful of Stars by Aisha Bushby
New Kid or Class Act by Jerry Craft
Bud Not Buddy by Christopher Paul Curtis
Stella By Starlight or Blended by Sharon Draper
Running on Empty by S.E. Durrant
Mockingbird by Kathryn Erskine

Sports

Stat Man by Alan Durant
Man of the Match (& series) by Dan Freedman
Kick by Mitch Johnson
The Fix by Sophie McKenzie
The Greatest: Muhammed Ali by Walter D Myers
Soccer Squad, Dream On (& series) by Bali Rai
Pay Attention, Carter Jones by Gary Schmidt*

History, War, Conflict & Refugee Experience

The Boy in the Striped Pyjamas by J Boyne
Illegal by Eoin Colfer
Under a War-Torn Sky by L.M. Elliott
Boy 87 by Ele Fountain
The Bone Sparrow by Zana Fraillion
Once (& sequels) by Morris Gleitzman
Bone Talk by Candy Gourlay



Projects for Summer

Geography

Future Geographers.... Make an exact copy of the table below on a piece of paper. Your task is to then fill in the blank spaces for continent, capital city, currency and language.

	Continent	Capital City	Currency (money)	Language
Albania	Europe	Tirana	Lek	Albanian
Botswana	Africa			
Cambodia		Phnom Penh		
Denmark			Krone	
Ecuador				Spanish
Finland			Euro	
Gabon		Libreville		
Haiti	North America			
Indonesia		Jakarta		
Jordan			Dinar	
Kuwait				Arabic
Latvia			Euro	
Mexico		Mexico City		
New Zealand	Oceania			
Oman		Muscat		
Panama			US Dollar	
Qatar				Arabic
Rwanda			Rwanda Franc	
Seychelles		Victoria		
Tonga	Oceania			
Uganda		Kampala		
Vanuatu			Vatu	
Western Samoa				Samoan
Yemen			Rial	
Zambia		Lusaka		

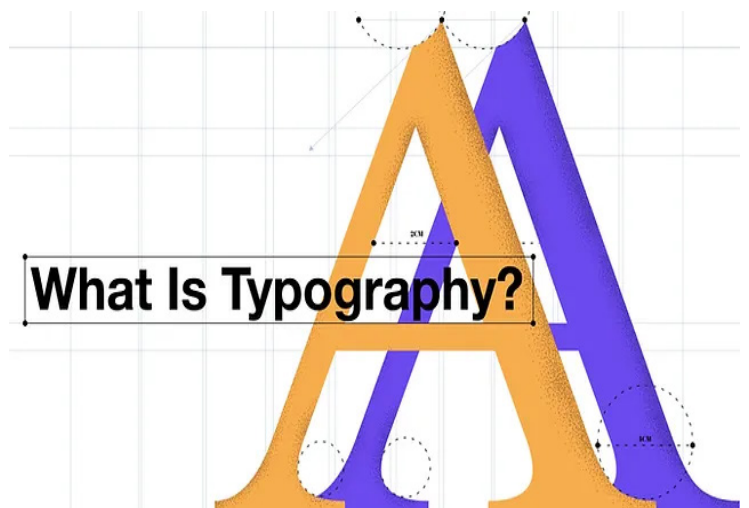
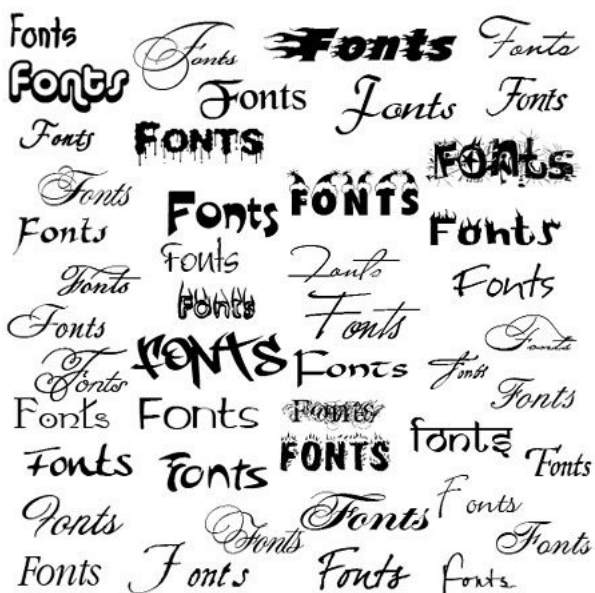
Projects for Summer

Graphics

Let's start with the history of typography, from early engravings to digital software. Typography has evolved greatly through the centuries. The serifs we see in fonts today can be traced back to Ancient Rome, where serif capital lettering was used to inscribe monuments and buildings.

In the 12th century, Johannes Gutenberg created a machine that could process movable type. This allowed a larger number of sheets to be printed using ink. Gutenberg then developed the first ever typeface: Blackletter.

Task: Create your own name in Roman font (A5 or A4)



Projects for Summer

History

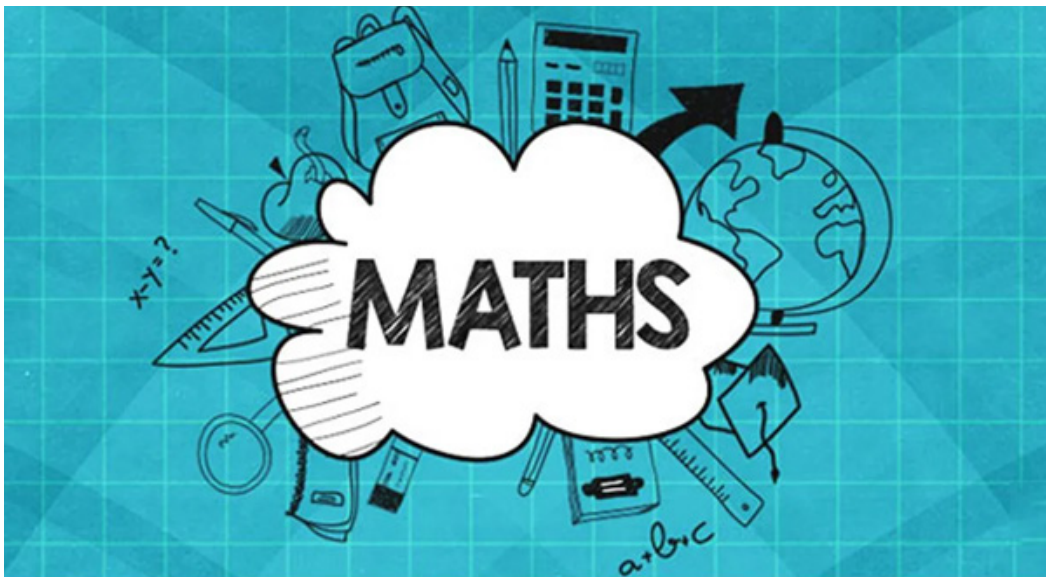
Research the history of Wanstead (<https://kids.kiddle.co/Wanstead>) and create a timeline of the local area. Consider the following:

- when was the best time to live in Wanstead? Why?
- when was the toughest time to live in Wanstead? Why?



Maths

- Please ensure you have a Geometry Set and Scientific Calculator. Achievement points will be awarded to pupils who can explain what each button on their calculator does.
- Design a fun Maths activity for World Maths Day or Pi Day that can be shared with your class.



Projects for Summer

Modern Foreign Languages

For French and Spanish: Create a brochure about French or Spanish culture. Can include information about Music, Art, Sports, Food and Drink, and key helpful vocabulary for a beginner.

**FRENCH-SPEAKING COUNTRY:
A CULTURAL PROJECT**

STUDENT INFO:

Name & surname: _____

French teacher: _____

Tutor group: _____ French group: _____

COUNTRY:

**SPANISH-SPEAKING COUNTRY:
A CULTURAL PROJECT**

STUDENT INFO:

Name & surname: _____

Spanish teacher: _____

Tutor group: _____ Spanish group: _____

COUNTRY:

Music

Learn the position of the notes on the treble clef. If you already know these, learn them for the bass (or even alto) clef.

Learn the meaning of the elements of Music as defined here (<https://www.musictheoryacademy.com/how-to-read-sheet-music/the-elements-of-music>). If you already know these then explore the other Music theory material on this website.



Projects for Summer

Personal Development




At Wanstead High School we want you to learn to be happy, healthy, safe and fantastic citizens ready for the modern world when you leave us as adults...

Task 1: Draw what your ideal future looks like when you finish school. Will you have a family, a house, what job will you do....?

Task 2: What do you think being healthy means?

Task 3: What would be your top tip for new year 6 pupils about staying safe?



Task 4: If you had one wish that would make you happier than anything else in the world, what would it be?

Projects for Summer


Physical Education (PE)



Ensure you have your Wanstead High PE kit and see if you can get changed into your PE kit and then your school uniform in under 4 minutes. Ready, set, GO!

Try and research the safety aspects of Trampolining and find out what the 3 shape jumps are – there will be achievement points on offer for those who can tell us a safety rule and the shape jumps!

Which athletics events do you know? Watch some highlights of the Olympic games to find out more. What does the following refer to - 'Faster, Higher, Stronger'?



Religion and Philosophy (RP)

- Watch the video https://faithbeliefforum.org/aiovg_videos/safe-space-film-ks3/ and make a list of things that you need in order to feel safe expressing your views. Use the principles explained in the clip, but also come up with your own ideas.
- Compare your religion (e.g., Christianity, Islam, Hinduism, etc.) with a religion different to yours and come up with 3 similarities and differences.



Projects for Summer

Resistant Materials

Use the waste that would be headed to your recycling bin, such as cereal boxes, Amazon corrugated boxes, toilet rolls, plastic drink bottles etc. to make a new useful and product.



Projects for Summer

Science

Explore the fascinating world of chemical and physical changes with some simple kitchen experiments! Here's what you need to know:

Chemical Change: This happens when a new substance is formed. You can tell a chemical reaction has occurred if you see changes in colour, temperature, bubbles forming, or if a new smell is produced.

Physical Change: This happens when the form of a substance changes, but no new substance is made. It's usually reversible, like changing from solid to liquid. Now, try these five activities at home and decide if each one is a chemical or physical change:

1. **Making Toast:** Watch how bread changes colour when you toast it. Is this a chemical or physical change?
2. **Melting Chocolate:** Melt chocolate in a bowl over hot water. Is this a chemical or physical change?
3. **Mixing Baking Soda and Vinegar:** Combine these two ingredients to see bubbles form. Is this a chemical or physical change?
4. **Freezing Fruit Juice to Make a Lolly:** Pour fruit juice into a mould and freeze it. Is this a chemical or physical change?
5. **Cooking an Egg:** Fry or boil an egg and see how it changes. Is this a chemical or physical change?

Try these experiments and think about what changes you see. Chemical changes create new substances, while physical changes only alter the form of the material. Have fun exploring Science in your kitchen!

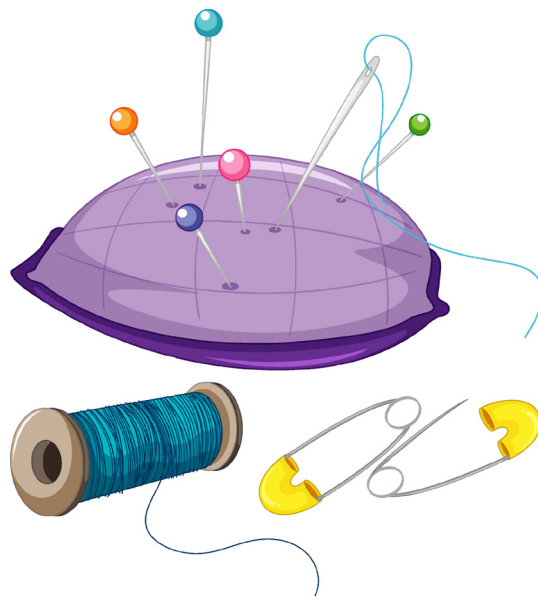


Projects for Summer

Textiles

Practice your hand stitching skills, can you thread a needle and tie a knot?

We like to get creative in Textiles, can you produce some drawings of fashionable outfits?



Diary and Diary Dates

Diary and Diary Dates

June 29 - July 5, 2025

Jun 29 Sunday

July 30 Monday

July 1 Tuesday

July 2 Wednesday

July 3 Thursday (*Transition Day*) 8 weeks 6 days to prepare for your start to the new academic year!

July 4 Friday

July 5 Saturday (*Make preparations to buy your school uniform*)

<https://www.wansteadhigh.co.uk/page/?title=Uniform+and+Equipment&pid=43>

Notes

Diary and Diary Dates

July 2025 - (8 weeks 3 days)

July 6 Sunday

July 7 Monday

July 8 Tuesday

July 9 Wednesday

July 10 Thursday

July 11 Friday

July 12 Saturday (*Plan Your Journey to School - do a practice run*)

Notes

Diary and Diary Dates

July 2025 - (7 weeks 3 days)

July 13 Sunday

July 14 Monday

July 15 Tuesday

July 16 Wednesday

July 17 Thursday

July 18 Friday

July 19 Saturday

Notes

Diary and Diary Dates

July 2025 - (6 weeks 3 days)

July 20 Sunday

July 21 Monday

July 22 Tuesday

July 23 Wednesday

July 24 Thursday

July 25 Friday

July 26 Saturday

Notes

Diary and Diary Dates

July/August 2025 - (5 weeks 3 days)

July 27 Sunday

July 28 Monday

July 29 Tuesday

July 30 Wednesday

August 31 Thursday

August 1 Friday

August 2 Saturday

Notes

Diary and Diary Dates

August 2025 - (1 month 3 days)

August 3 Sunday

August 4 Monday

August 5 Tuesday

August 6 Wednesday

August 7 Thursday

August 8 Friday

August 9 Saturday

Notes

Diary and Diary Dates

August 2025 - (3 weeks 3 days)

August 10 Sunday **Tie Skills - Newsround** have a handy “how to” guide on **school ties** at: <http://www.bbc.co.uk/newsround/37283801?collection=back-to-school>

August 11 Monday

August 12 Tuesday

August 13 Wednesday

August 14 Thursday

August 15 Friday

August 16 Saturday

Notes

Diary and Diary Dates

August 2025 - (2 weeks 3 days)

August 17 Sunday

August 18 Monday

August 19 Tuesday

August 20 Wednesday

August 21 Thursday

August 22 Friday

August 23 Saturday

Notes

Diary and Diary Dates

August 2025 - (1 week 3 days)

August 24 Sunday

August 25 Monday (*Summer bank holiday*)

August 26 Tuesday

August 27 Wednesday

August 28 Thursday

August 29 Friday

August 30 Saturday (*Make sure your school uniform is ready*)

Notes

Diary and Diary Dates

August/September 2025 - (3 days to go)

August 31 Sunday *(Start preparing your school bag only 2 days to go)!*

<https://www.wansteadhigh.co.uk/page/?title=Uniform+and+Equipment&pid=43>



September 1 Monday *Get a good night's sleep*



September 2 Tuesday *(All pupils return to school 2025) - Time to be confirmed*

<https://www.wansteadhigh.co.uk/page/?title=Term+Dates+2025+%2D2025&pid=99>



September 3 Wednesday

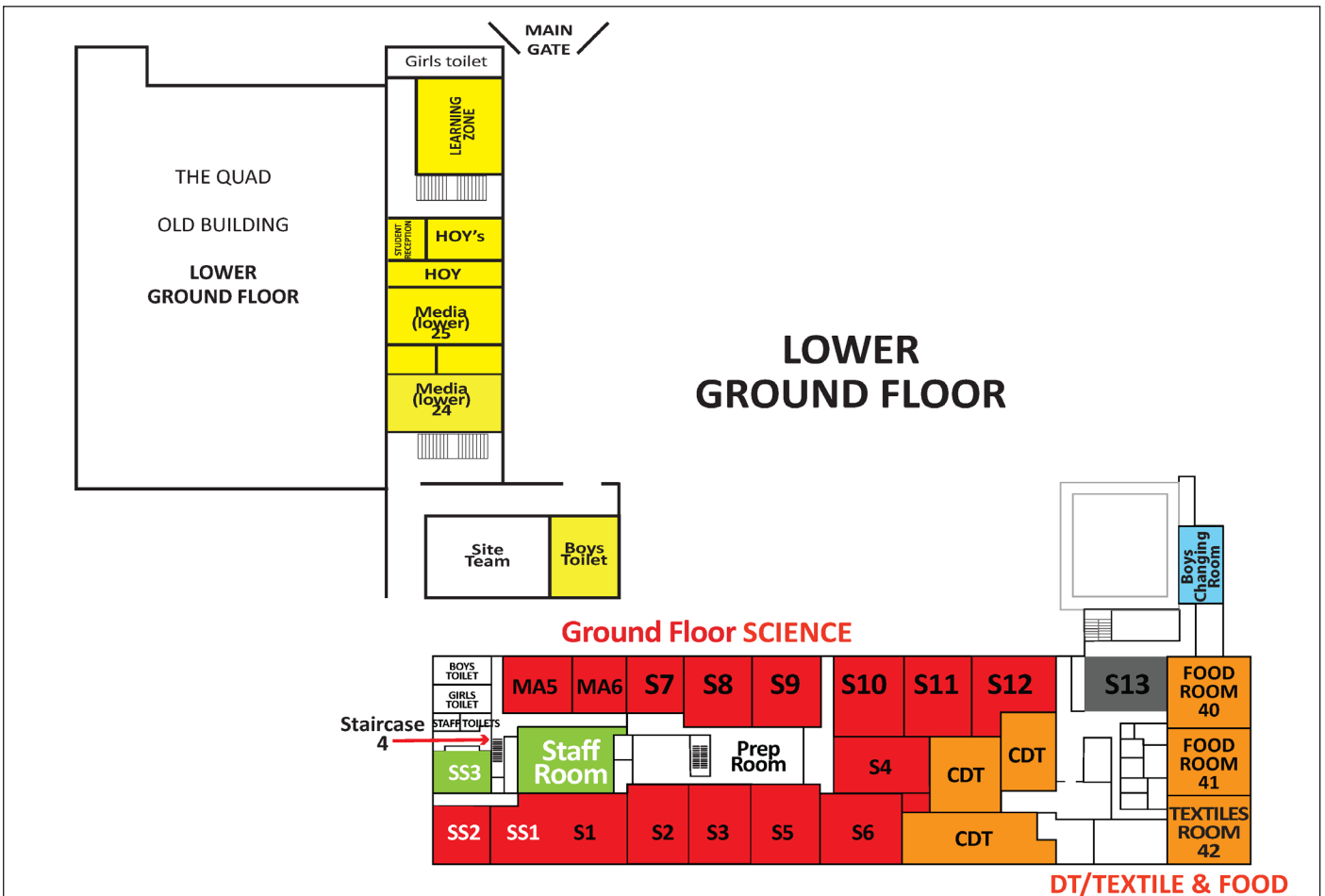
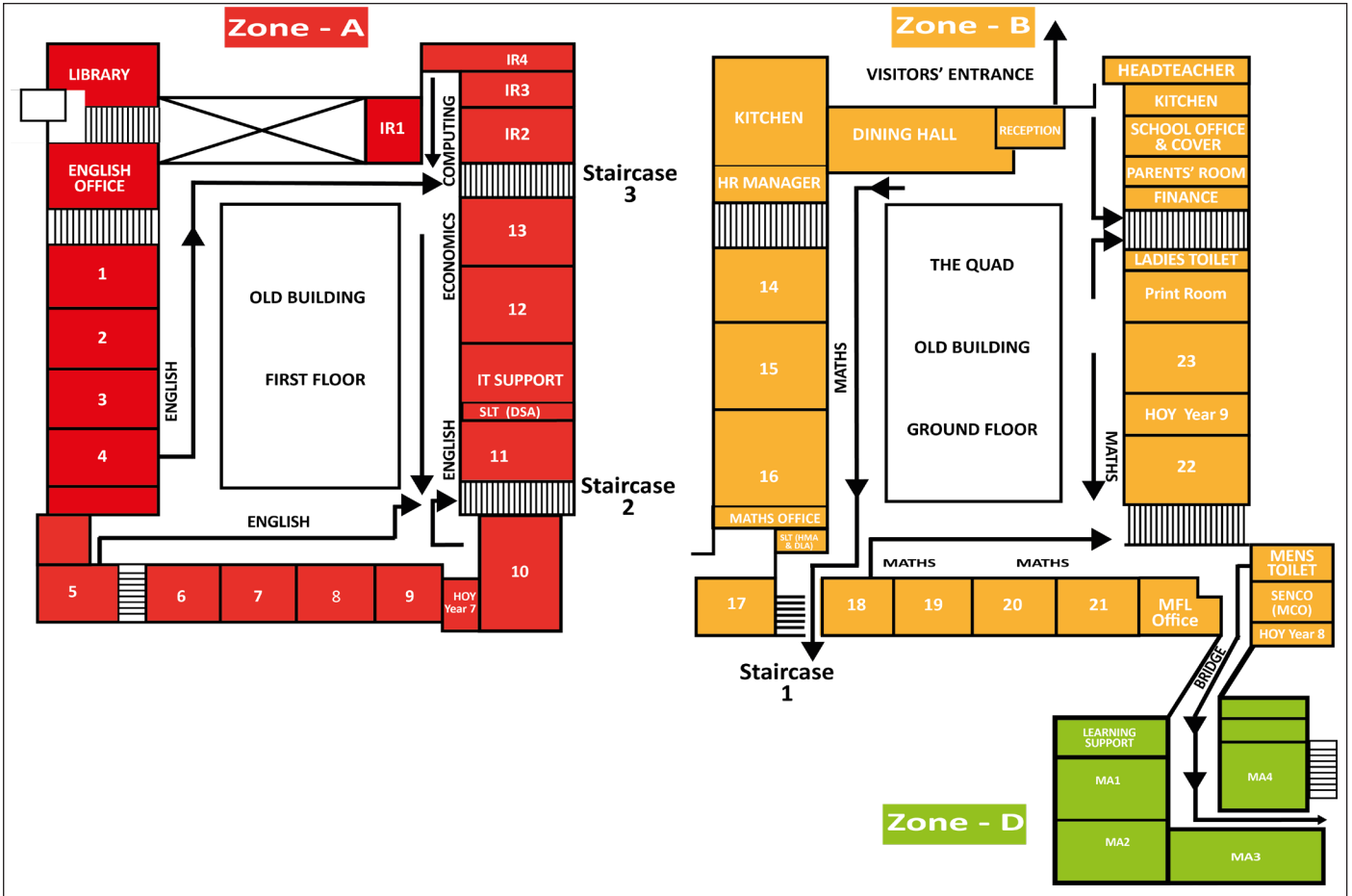
September 4 Thursday

September 5 Friday

September 6 Saturday

Notes

School Map



Together
Everyone
Achieves
More

Have a lovely summer break.
We can't wait to have you starting with us
at Wanstead High School
as a Year 7 pupil

